

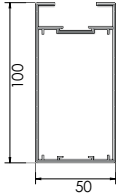
















ARMSTRONG METALWORKS™ MODULAR BEAM

- A multitude of design options using standard or custom profiles, finishes, modules and configurations, limited only by imagination
- Attractive modular ceiling system that screens the open plenum
- Fast and easy installation
- Durable extruded aluminum Beam profiles
- Extensive range of color options, including Wood Effects
- Simple "end to end" Beam connection or terminate with standard End Caps

ARMSTRONG METALWORKS™ MODULAR BEAM

Panel Options	Modular Beam: Linear Profile for Exposed Structures	
 Edge details		
 Material	Extruded Aluminium	
 Patterns	Non Perforated	
 Dimensions (mm)	25 x 100 / 50 x 100	
 Suspension System	Direct Hanger with aircraft cable	
 Weight	1.4 to 2.1 kg/m ²	
 Colour	Polyester Powder Coated – Global White	 Wood Effects Available by Request
 Fire reaction	CLASS 0/1 based on BS 476 Part 6 & 7	
 Handling	Fully Demountable. Inherent void between beams allows plenum access.	
Cleanability	  	

Suspension and Accessories	
Item Number	Description
BAF100HOEC	Hook Over End Cap 25 x 100
BAF10050HOEC	Hook Over End Cap 50 x 100
BPHMC	Baffle Joiner
BPCS5136B	Hanger with Aircraft Cable

All sizes are nominal.
Product availability may vary.



HOOK OVER
END CAP

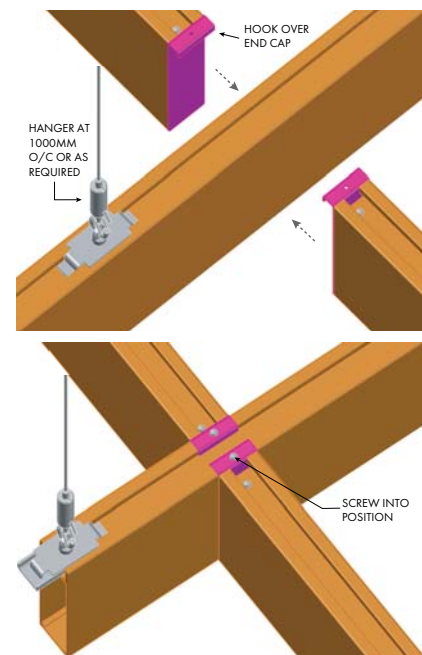


BPCS5136B
HANGER



BAFFLE JOINER

Typical Schematic



Contact

For further details, please contact your local representative or email asia.support@knaufarmstrong.com