

Product data

HERADESIGN® superfine

Single layer layer magnesite-bonded wood wool acoustic panel (Fibre width 1 mm).

With high quality surface structure, building biology recommended.

Colour variants

The natural characteristic structure of the wood wool is ideally suitable as a surface for creative colour schemes. An almost unlimited range of colours is available - almost any colour from popular colour systems such as RAL or NCS, may be selected.

Nominal dimensions [mm]	600 x 600, 625 x 625, 1200 x 600, 1250 x 625		
Thickness [mm]	15	25	35
Weight [kg/m ²]	7.8	12.6	16.5
Sound absorption value α_w up to 1.00			
Reaction to fire according to DIN 13501-1: B-s1, d0			
Designation code: WW-EN 13168-L4-W2-T2-S2-P2-CI3			
Declaration of performance under www.knaufamf-dop.com			

White similar to RAL 9010	beige Natural tone 13	Pastel colours	Solid colours	Metallic colours	Special colours
●	●	●	●	●	●

Areas of application

As decorative and acoustically effective sub-ceiling and wall cladding for use in interior rooms and roofed outdoor areas, which are not exposed to direct environmental influences such as rain or pollutants.

Limitations of use

- Maximum span 625 mm!
- Suitable for rooms with a constant humidity of up to 90%. For applications where there is a constant humidity in excess of 80% construction physics advice is recommended!

Installation

Installation of HERADESIGN® acoustic panels is part of the interior fitting of the building and must only be carried out under conditions of controlled humidity and temperature. All building activities which create dust must be completed before the start of installation. Store the panels flat and protect against moisture and dirt. The packaging does not protect the products against rain! Also note the relevant application, installation and storage guidelines for HERADESIGN® acoustic panels.

Special information

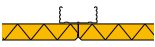

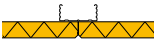


- Deviations in colour from the edge colour and colour perception are possible due to the rough surface of the fibres or the surface of the panel.
- Manufacturing tolerances in nominal dimensions: L4, W2, T2: ± 1 mm, for lengths > 1250 mm L4: ± 2 mm
- Max. changes in dimension in standard climate 23° C/50 % rel. humidity: ±1 %
- Edge design AK-01







This product information corresponds to the present state of development of our products and become invalid on the publication of a new version. Always make sure that you use the latest version of this information. The suitability of the product is not binding for special individual cases. Warranties and liability for deliveries are governed by our General Terms of Business. Only defect-free products may be installed. No liability will be accepted for the assembly of defective products or for the resulting costs (delay in delivery, remediation of defects). All data are included without warranty. Version 01/2021 - JB

Overview of test reports

Ball impact resistant ceiling panelling according to DIN 18 032 / part 3 or EN 13964 Annex D

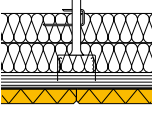
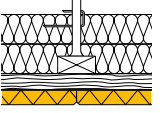
Construction	Product	Substructure		Center distance support profile	Hanging	Fastening
	HERADESIGN® superfine Thickness: 25 mm Format: 1250 x 625	CD sections 60x27x0,6 mm	Double layer	≤ 625 mm	Nonius hanger	HERADESIGN® screw 9 pcs/panel
	HERADESIGN® superfine Thickness: 25 mm Format: 1250 x 625	CD sections 60x27x0,6 mm	Single layer	≤ 625 mm	Direct mounting clips	HERADESIGN® screw 9 pcs/panel
	HERADESIGN® superfine Thickness: 25 mm Format: 1250 x 625	Wooden battens 60x30 mm	Double layer	≤ 625 mm	Nonius hanger	HERADESIGN® screw 9 pcs/panel
	HERADESIGN® superfine Thickness: 35 mm Format: 1250 x 625	CD sections 60x27x0,6 mm	Double layer	≤ 625 mm	Nonius hanger	HERADESIGN® screw 9 pcs/panel
	HERADESIGN® superfine Thickness: 35 mm Format: 1250 x 625	Wooden battens 60x30 mm	Double layer	≤ 625 mm	Nonius hanger	HERADESIGN® screw 9 pcs/panel

Ball impact resistant wall panelling according to DIN 18 032 / part 3

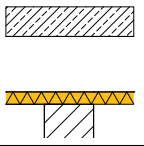
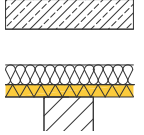
Construction	Product	Substructure		Center distance support profile	Hanging	Fastening
	HERADESIGN® superfine Thickness: 35 mm Format: 1200 x 600	Wooden battens 60x30 mm	Double layer	≤ 625 mm	Direct hanger	HERADESIGN® screw 9 pcs/panel
	HERADESIGN® superfine Thickness: 35 mm Format: 1250 x 625	Wooden battens 60x30 mm	Single layer	≤ 625 mm	Direct mounting	HERADESIGN® screw 9 pcs/panel
	HERADESIGN® superfine Thickness: 35 mm Format: 1250 x 625	Wooden battens 60x30 mm	Single layer	≤ 625 mm	Acoustic isolating bracket	HERADESIGN® screw 9 pcs/panel
	HERADESIGN® superfine Thickness: 35 mm Format: 1250 x 625	CD sections 60x27x0,6 mm	Double layer	≤ 625 mm	Direct hanger	HERADESIGN® screw 9 pcs/panel

Overview of test reports

Fire resistance duration

Construction	Product	Substructure	Mineral wool lining	Classification	Evidence	AbP No./Institut
	HERADESIGN® superfine Thickness: 25 mm	CD sectionse 60x27x0,6 mm	Lining 2 x 50 mm Gross density: 90 kg/m ³	EI 30 (a←b)	No. 3144/897/09 MPA Braunschweig D	P-MPA-E-16-005 MPA-NRW Erwitte
	HERADESIGN® superfine Thickness: 25 mm	Wooden battens 60x30 mm	Lining 2 x 50 mm Gross density: 90 kg/m ³	EI 30 (a←b)	No. 2100/035/15 MPA Braunschweig D	

Standard flank noise level difference as per DIN EN ISO 10848-2:2006

Construction	Description	Classification	Evidence
	HERADESIGN® superfine Thickness: 25 mm inlay mounting T- section system suspension height: 700 mm	Dn,f,w= 18 dB	P-BA 139-2009 Fraunhofer-Institut Stuttgart
	HERADESIGN® superfine Thickness: 25 mm inlay mounting T- section system suspension height: 700 mm HERADESIGN® Acoustic lining 40 mm (50 kg/m ³)	Dn,f,w= 30 dB	P-BA 138-2009 Fraunhofer-Institut Stuttgart

